

# iVu series<sub>TG</sub>



[www.bannereurope.com](http://www.bannereurope.com)

**BANNER**  
more sensors, more solutions

## iVu series<sub>TG</sub>

### iVu Series<sub>TG</sub> (PNP Models)

The iVu Series<sub>TG</sub> includes a sensor with or without an integrated light, lens, stylus, CD-ROM and quick start guide. Lenses are replaceable and are available separately also. Cables and filters are ordered separately.

Ring Light	8 mm Lens	12 mm Lens	16 mm Lens	25 mm Lens
None	IVUTGPX08	IVUTGPX12	IVUTGPX16	IVUTGPX25
Red	IVUTGPR08	IVUTGPR12	IVUTGPR16	IVUTGPR25
Blue	IVUTGPB08	IVUTGPB12	IVUTGPB16	IVUTGPB25
Green	IVUTGPG08	IVUTGPG12	IVUTGPG16	IVUTGPG25
Infrared	IVUTGPI08	IVUTGPI12	IVUTGPI16	IVUTGPI25

Lenses are replaceable and are available separately also. NPN models also available.

### Mounting Brackets

SMBIVURAL



SMBIVURAR



SMBIVUB



SMBIVUU



### Cables (QD)

Model Number	Description	Length
MQDC2S-806	8-pin M12, Straight with Open Shield (Female)*	2 m
MQDC2S-815		5 m
MQDC2S-830		9 m
MQDC2S-850		15 m
MQDEC-8005-USB	USB/8-pin M12, Straight (Male)**	0,15 m
MQDEC-801-USB		0,30 m
MQDEC-803-USB		0,90 m
MQDEC-810-USB		3 m

\* For 90° models, add **RA** to end of model number (example, MQDC2S-806RA).

\*\* For 90° models, add **RA** in model number (example, MQDEC-8005RA-USB).

### Lenses

Model	Description
LMF08	8 mm Lens
LMF12	12 mm Lens
LMF16	16 mm Lens
LMF25	25 mm Lens

### CD & Emulator

Request CD with application examples and Software Emulator, or download it via the web site [www.bannereurope.com](http://www.bannereurope.com)



Banner offers a full range of sensing solutions

BANNER ENGINEERING EUROPE  
[WWW.BANNEREUROPE.COM](http://WWW.BANNEREUROPE.COM)

**BANNER**



## Image-based pass/fail inspection without complex hardware and configuration.

## iVu series<sub>TG</sub>

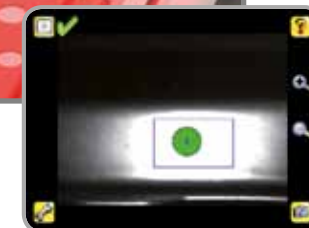
### Application Inspections

- 1) **Pattern Match** to a reference to verify parts, labels and packages regardless of orientation.
- 2) **Area detection** confirms the presence, size and number of features.
- 3) **Area detection with motion** finds features in varying locations.

The iVu performs presence or absence inspections that are based on reference parts or feature sizes, combined with the ability to count and yield essential pass/fail decisions, in applications such as:

- Label inspection
- Part presence and orientation
- Date/lot code inspection
- Vial cap inspection
- Injection molding verification
- Packaging verification
- Drilled hole inspection
- Blister pack inspection
- Weld nut presence and orientation
- Feeder bowl inspection
- End-of-mail indication
- Electronic marking verification and more...

### Drilled Hole Inspection



Area Detection with Motion

The iVu sensor is configured for an **Area** Inspection. When holes are punched, the iVu evaluates all the holes for presence and correct size. In case of missing or incorrectly sized holes, the iVu sends a fail output, and the part is rejected.



- ✓ Totally self-contained image sensor, **no PC** required
- ✓ On-board language-selectable, intuitive GUI (English, French, German, Italian, Spanish...)
- ✓ 68,5 mm touch-screen LCD display (320 x 240 pixels)
- ✓ Choice between 3 inspection tools: **pattern match** and **area detection** with or without **motion compensation**
- ✓ Robust IP67 housing with integrated lighting (red, blue, green or infrared)
- ✓ M12 connector with 10 to 30 VDC for power supply and PNP or NPN output
- ✓ External trigger input, remote TEACH input and external strobe output available
- ✓ USB port for upload and download of inspections and log files
- ✓ Software emulator for PC available to evaluate inspections offline based on bitmap images

### Intuitive User-Interface



Menu-driven tools quickly guide you through setup, defining region of interest, adjusting tool parameters, and defining the minimum and maximum pass count. The intuitive interface and sophisticated features make powerful inspection capabilities simple.

**No PC** required to configure, change or monitor.



### Lighting Solutions

For applications requiring external lighting, Banner offers a wide choice of industrial lights in different sizes and LED colours.



### Date/Lot Code Inspection



Match

To verify that each package has a date/lot code printed on it, the iVu sensor is configured for a **Match** Inspection. When the iVu detects a package without the date/lot code, it sends a fail output, and the part is rejected.

### Part Flaw Detection



Match

To verify the connectors of the electronic components, the iVu sensor is configured for a **Match** Inspection. If the iVu detects a part with a bent or missing connector, or if the part is the wrong side up, it sends a fail output, and the part is rejected.